

Fiscal Year 25 Quarter 1 Birth up to Age Six DECA Data Dashboard

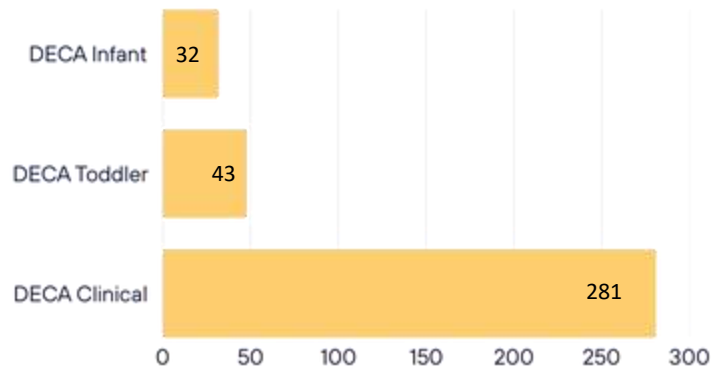
LUDTKE, M. AND MACKRAIN, M.

Quarter 1 : Devereux Early Childhood Assessment Data Dashboard

Child Information

Number of DECA's Entered Into the eDECA System 1st Quarter FY25

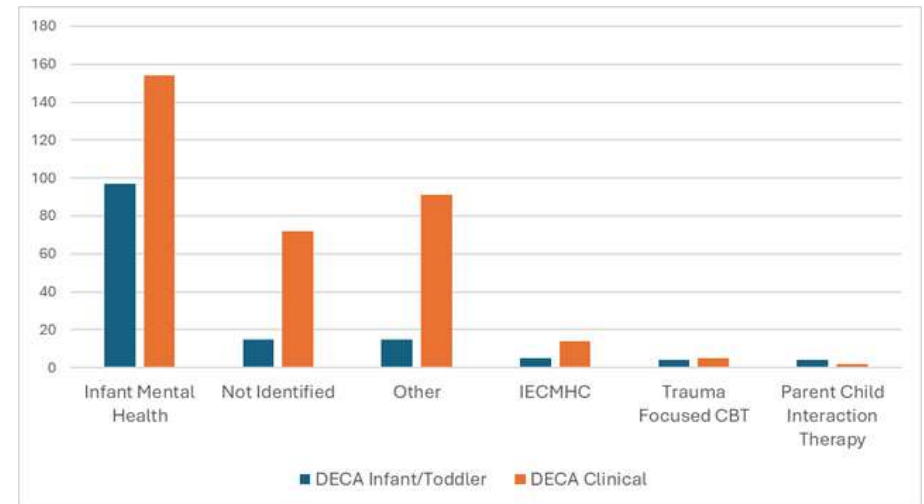
356 Total Entered, Disaggregated by Age



DECA Infant covers ages 4 weeks up to 18 months, DECA toddler covers 18 months up to 36 months and the Clinical 24 months up to the age of 6.

Services Identified In 1st Quarter FY25

The chart illustrates the services identified for children receiving the DECA Infant, Toddler or Preschool assessment at the time of entry.



Percentage of Active Children identified as being in Foster Care at the time of Pre Testing 1st Quarter FY25

26%

Pre and Post Outcomes by Assessment Type

As children are often in services for more than one quarter, pre and post results were analyzed for a the time period of October 1, 2021- December 31, 2024

Infant & Toddler DECA Results

For children having matched pre and post scores:

- Toddler protective factor tscores **improved** from from 41 (borderline area of need) to 47 at post (Typical).
- Infants with matched pre post tests had average total protective factors in the normal range (Tscores of 51), yet still **improved** to 53 moving toward high typical range).

DECA Clinical Results

For children having matched pre and post scores:

- Overall total protective factors **improved** from an area of need to a mean in the typical range. (Mean Tscore of 39 to 44 at post). Total behavior concerns also **improved** moving from high area of need to the border of typical.

Quarter 1 : Devereux Early Childhood Assessment Data Dashboard

System User Information

Number of Individuals Oriented
and Entered as Users of the
eDECA System in 1st Quarter
FY25



Number of Total Active Users in
the eDECA System (Cumulatively
across years)

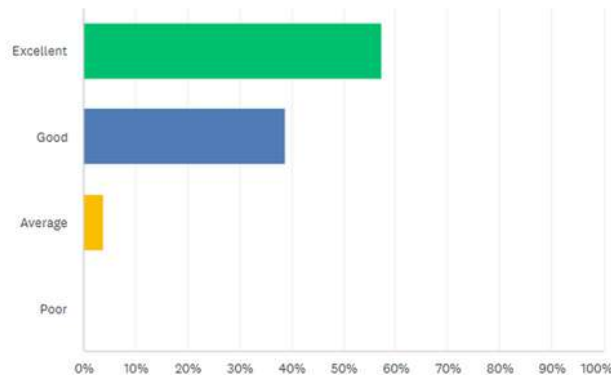
1,203

Number of Providers Trained in
DECA Assessment Tools in FY 24
Qrt 4 and FY25 Qrt 1



Satisfaction with Training

Overall impressions of the webinars



Out of 340 Respondents over
the last 6 months:



Said the length
was just right

Said the speaker
was excellent



Thought the Information
was useful

Felt the training met
expectations

TA Touchpoints with Michigan
System Administrators 1st Quarter
FY25

